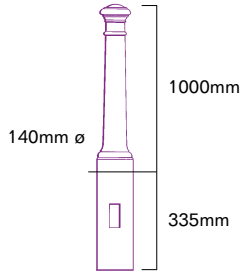


# cast iron bollards

ASF 102

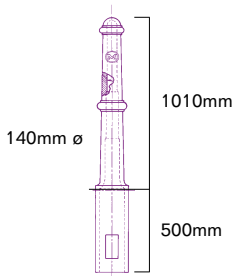


**Architectural appeal, traditional and contemporary designs, excellent pedestrian protection, long lasting, 100% recyclable material.**

ASF offer an extensive choice of designs to give the visual or practical theme required. They can be used for a wide variety of applications such as Traffic Control, Pavement or Building Protection and can be adapted to form Chain or Rail Pedestrian Barriers, Cycle Stands, Gate Posts and to carry Traffic Signs.

ASF 102 shown with logo

ASF 101



Shown with logo and bespoke panels

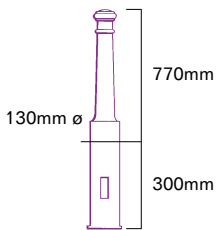


the original material in a world of copies and imitations

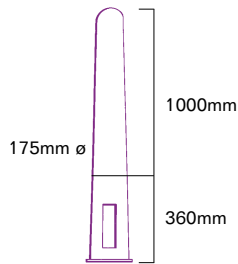


shown with chain fixing

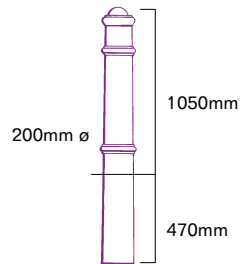
**ASF 103**



**ASF 104**

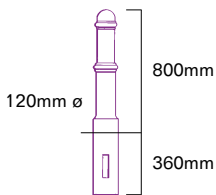


**ASF 105**

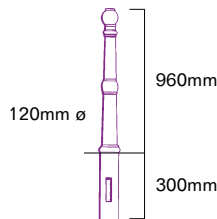


shown with logo and base-plate fixing

**ASF 106**



**ASF 107**

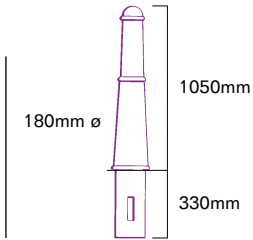


- Finish** Primer finish or Black rust resistant gloss are standard. RAL or BS colours available on request.
- Highlights** A second colour to embellish bollard available on request.
- Mountings** Root or Baseplate versions available on all bollards.
- Removable** All bollards available removable and lockable and can be cast in aluminium to reduce weight if required.
- Insignia** Borough/City/Town Coats of Arms, Crests, Logos etc, can be added in order to individualise schemes.
- Night Visibility** Red or White reflective band(s) can be applied.

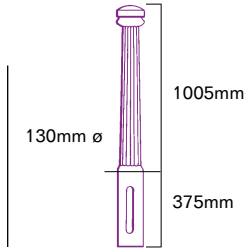


shown with rails for cycle parking

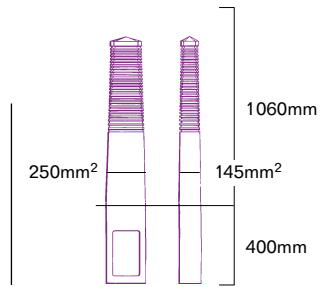
**ASF 108**



**ASF 109**



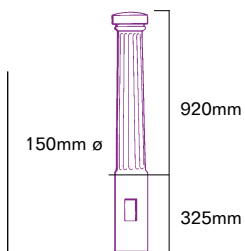
**ASF 110**



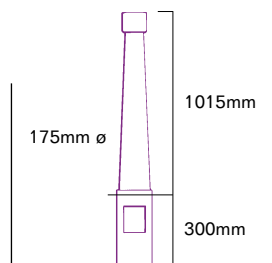
where design and



**ASF 114**

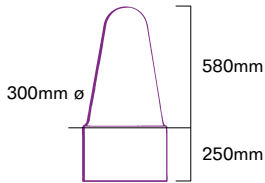


**ASF 115**


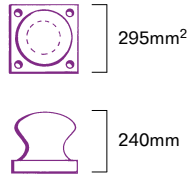




**ASF 111**

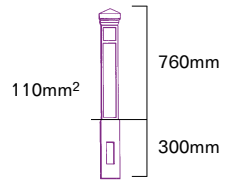


**ASF 112**



shown with base-plate fitting

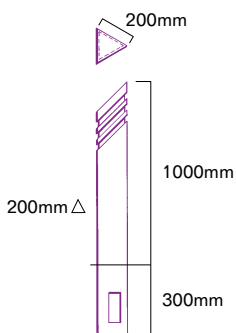
**ASF 113**



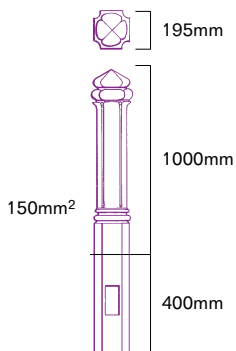
innovation become one



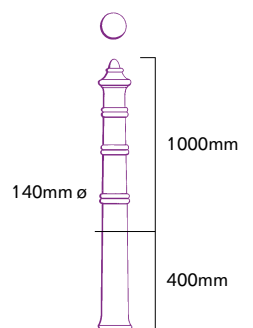
**ASF 116**



**ASF 117**



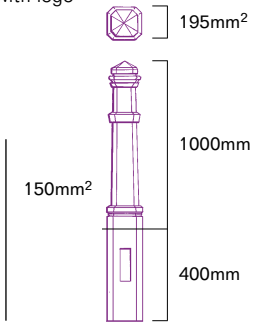
**ASF 118**



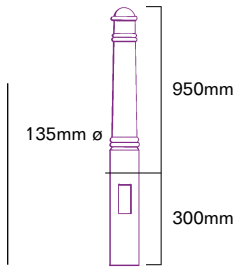


shown with logo

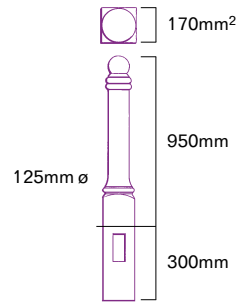
**ASF 119**



**ASF 120**




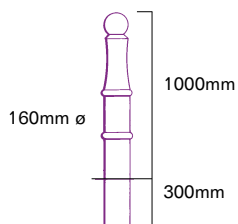
**ASF 121**



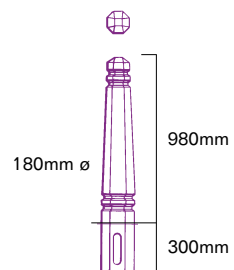
# cast iron bollards



**ASF 125**

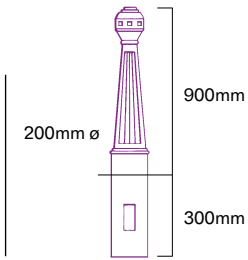


**ASF 126**

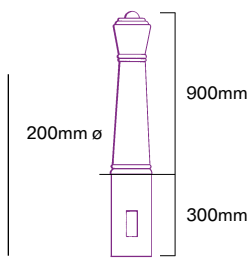





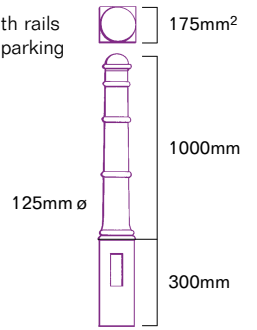
**ASF 122**



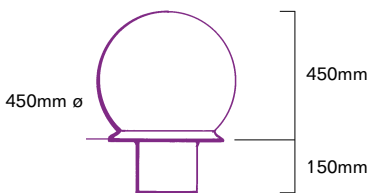
**ASF 123**



**ASF 124**



**ASF 127**



shown with bespoke rails and panels

**ASF 128**

