



from ideas to architectural reality

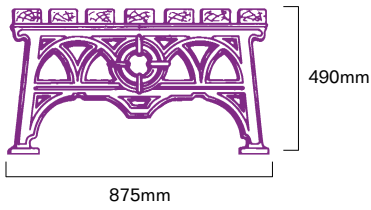
seating

Heavy Duty, Traditional or Modern Designs, Elegant, Ergonomically Designed.

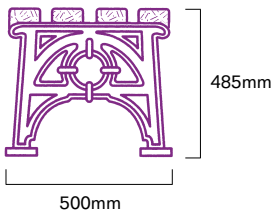
The ASF range of Seats and Benches are manufactured to withstand the rigours of modern life with heavy duty cast iron ends and hardwood timber slats supplied from renewable sources. They provide an attractive addition to any scheme and of course comfortable seating.



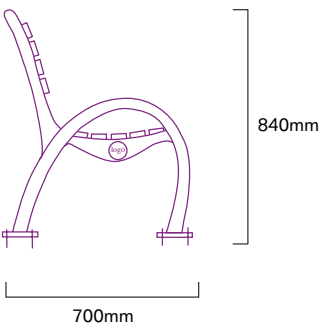
ASF 501



ASF 501(s)



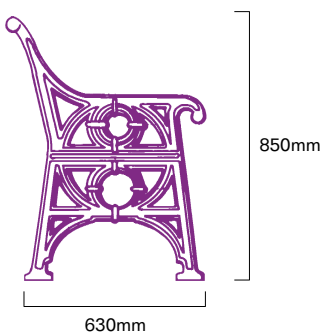
ASF 503



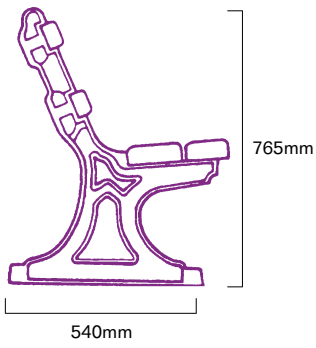
- Finish** (ends) Black rust resistant gloss paint. RAL or BS colours available on request.
All slats are treated with 3 coats of Cuprinol Timber Preservative.
- Highlights** A second colour to embellish seat ends available on request.
- Insignia** Borough/City/Town Coat of Arms, Crests, Logos, Dates etc can be incorporated in order to individualise schemes.
- Length** Standard length is 1800mm but other sizes can be made.

- Customised** Curved, full circle, eight sided versions to encircle trees, etc can be manufactured if required.
- Steel Slats** For extra vandal resistance steel slats can be supplied on request.
- Arm Rests** Intermediate arm rests can be supplied on request.
- Fixings** (ends) These are designed for bolt fixing. Bolts can be supplied on request.
(slats) These are fixed with bolts. Anti-vandal nut caps can be supplied on request.
- Leg extensions** Can be supplied to allow seats to be concreted in-situ.

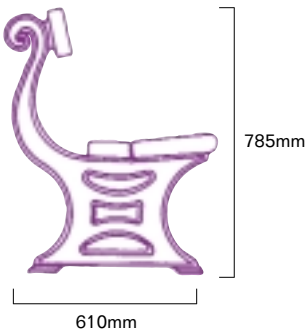
ASF 502



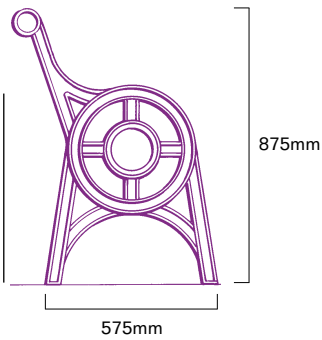
ASF 504



ASF 505



ASF 506



Shown curved to 4m radius with logo

seating

ASF 507

